

Scaled data based on original data using
LM-79-08 Approved Method: Electrical and Photometric Measurements of Solid-
State Lighting Products

Test Report Prepared for
Cooper Lighting Solutions
(formerly Eaton)

Brand: McGRAW-EDISON

Report Number: P385694

Luminaire Tested: **GWC-SA1B-730-U-T2-HSS**

Issue Date: 3/3/2020

Test Information

Test Method: LM-79-08
Report Number: P385694
TEST IS SCALED FROM IESNA LM-79-08 TEST DATA (G2-1903-205-13)
Test Lab: INNOVATION CENTER
Issue Date: 3/3/2020
Manufacturer: COOPER LIGHTING SOLUTIONS (FORMERLY EATON)
Product Line: MCGRAW-EDISON
Catalog Number: GWC-SA1B-730-U-T2-HSS
Description: GALLEON WALL LUMINAIRE
(1) 70 CRI, 3000K, 800mA LIGHTSQUARE WITH 16 LEDS AND TYPE II OPTICS WITH HOUSE SIDE SHIELD
Light Source: -
Ballast/Driver: ELECTRONIC DRIVER

Summary

Lumens per Lamp: N/A
Luminaire Lumens: 3953 lumens
Efficiency: N/A
Efficacy: 89.8 lumens/watt
Luminous Opening: Rectangular (W 0.5' x L: 0.5' x H: 0')
IES Classification: Type II - Medium
BUG Rating: B0 - U0 - G1

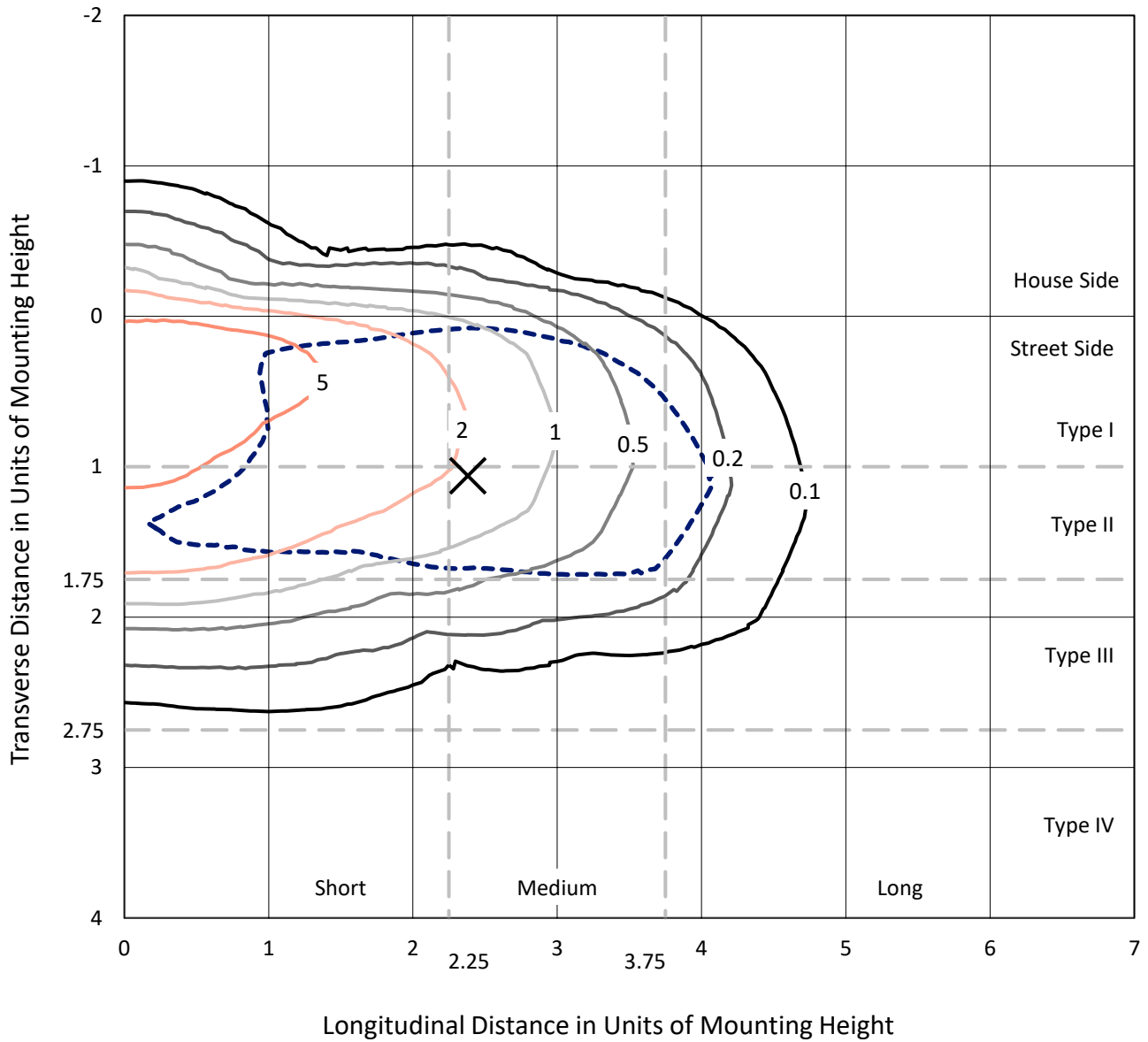
Input Watts (W): 44
Input Voltage (V): NR
Input Current (A_{in}): NR
Voltage Rise (V): NR
Power Factor: NR
Total Harmonic Distortion (THDi): NR
Frequency (hertz): 60
Stabilization Time: NR
Operation Time: NR
Ambient Temperature (°C): NR
Test Distance: 24 FT



REPORT NUMBER: P385694
 CATALOG NUMBER: GWC-SA1B-730-U-T2-HSS

Iso-Footcandle Lines of Horizontal Illumination

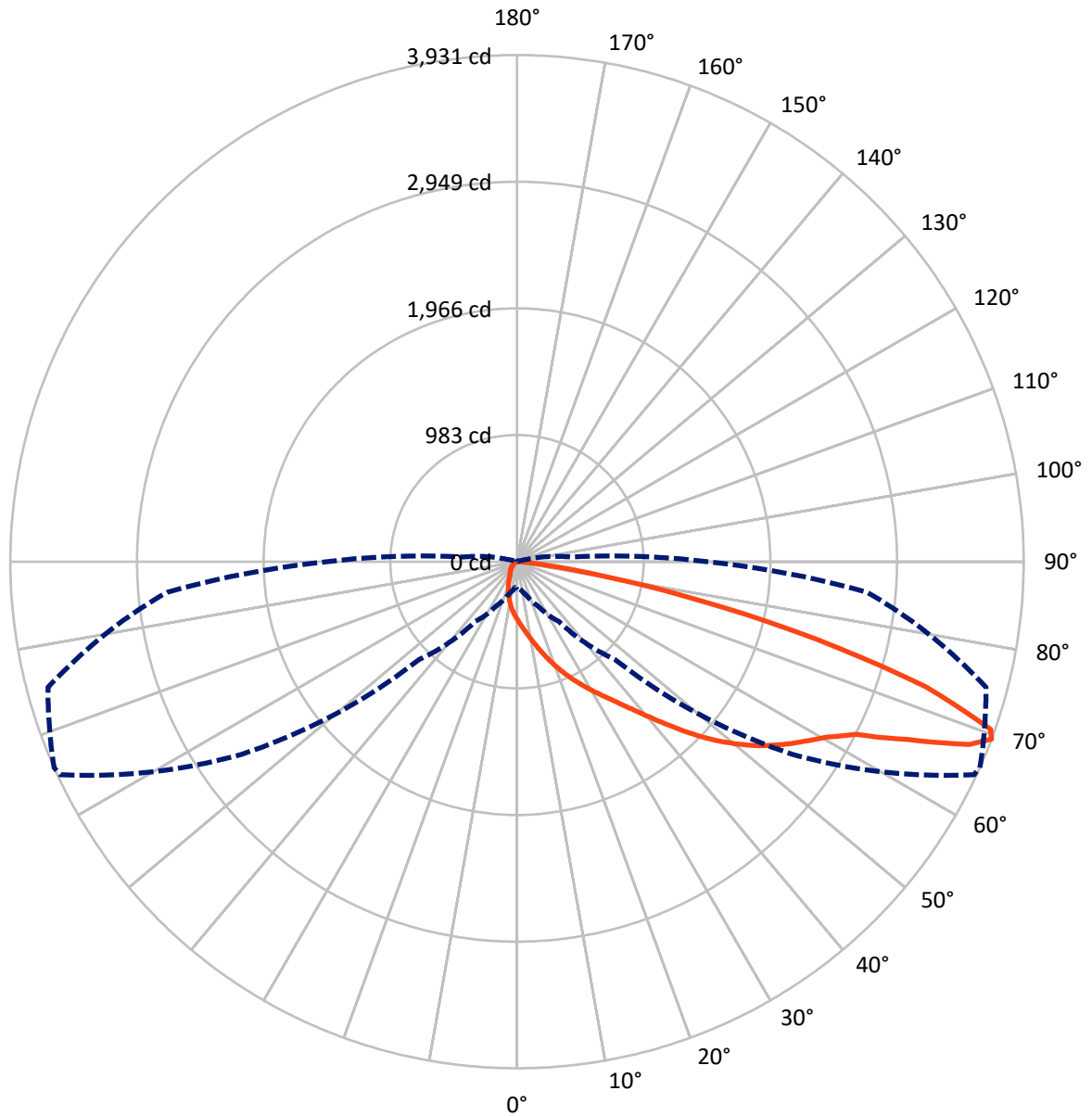
✕ Max cd
 - - - 1/2 Max cd



Based on 10 foot mounting height. Maximum calculated value = 7.4 fc
 Type II - Medium - N/A

REPORT NUMBER: P385694
CATALOG NUMBER: GWC-SA1B-730-U-T2-HSS

Luminous Intensity Polar Plot



— Vertical Plane Through 66-Deg Lateral - - - Horizontal Cone Through 69-Deg Vertical

REPORT NUMBER: P385694

CATALOG NUMBER: GWC-SA1B-730-U-T2-HSS

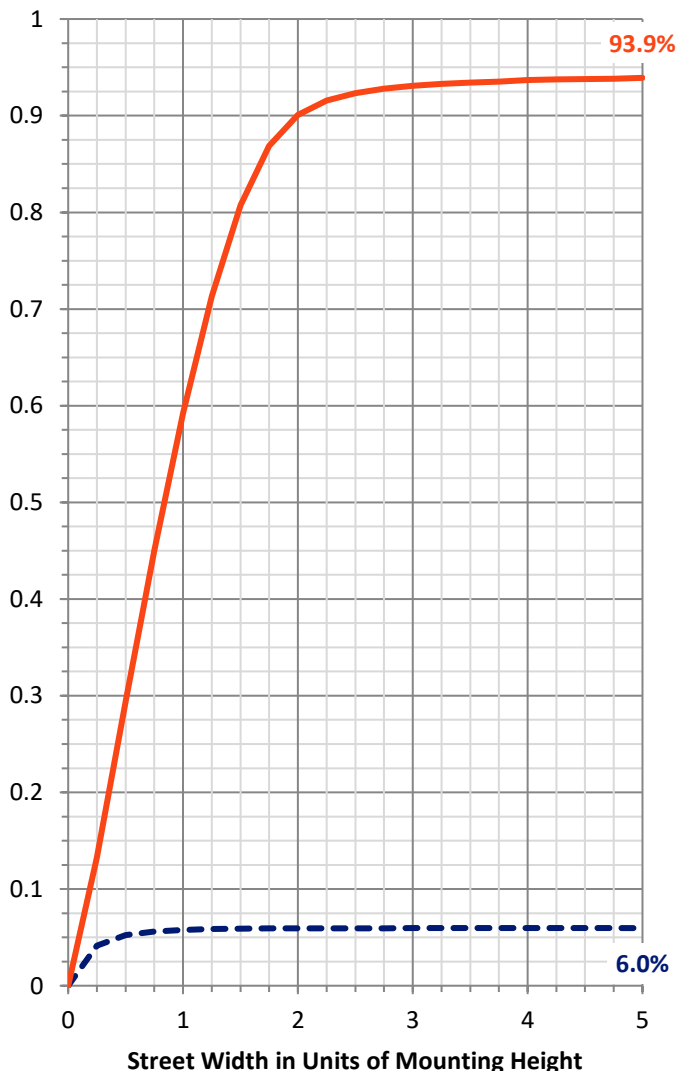
FLUX DISTRIBUTION:

		Downward	Upward	Total
House Side	Lumens	237.1	0.0	237.1
	% Fixture	6.0	0.0	6.0
Street Side	Lumens	3715.9	0.0	3715.9
	% Fixture	94.0	0.0	94.0
Total	Lumens	3953.0	0.0	3953.0
	% Fixture	100.0	0.0	100.0

ZONAL LUMENS:

Zone	Lumens	% Fixture
0°-10°	43.5	1.1
10°-20°	129.4	3.3
20°-30°	225.4	5.7
30°-40°	395.4	10.0
40°-50°	661.9	16.7
50°-60°	972.9	24.6
60°-70°	998.9	25.3
70°-80°	493.1	12.5
80°-90°	32.6	0.8
90°-100°	0.0	0.0
100°-110°	0.0	0.0
110°-120°	0.0	0.0
120°-130°	0.0	0.0
130°-140°	0.0	0.0
140°-150°	0.0	0.0
150°-160°	0.0	0.0
160°-170°	0.0	0.0
170°-180°	0.0	0.0
0°-90°	3953.0	100.0
0°-180°	3953.0	100.0

Coefficient of Utilization



REPORT NUMBER: P385694

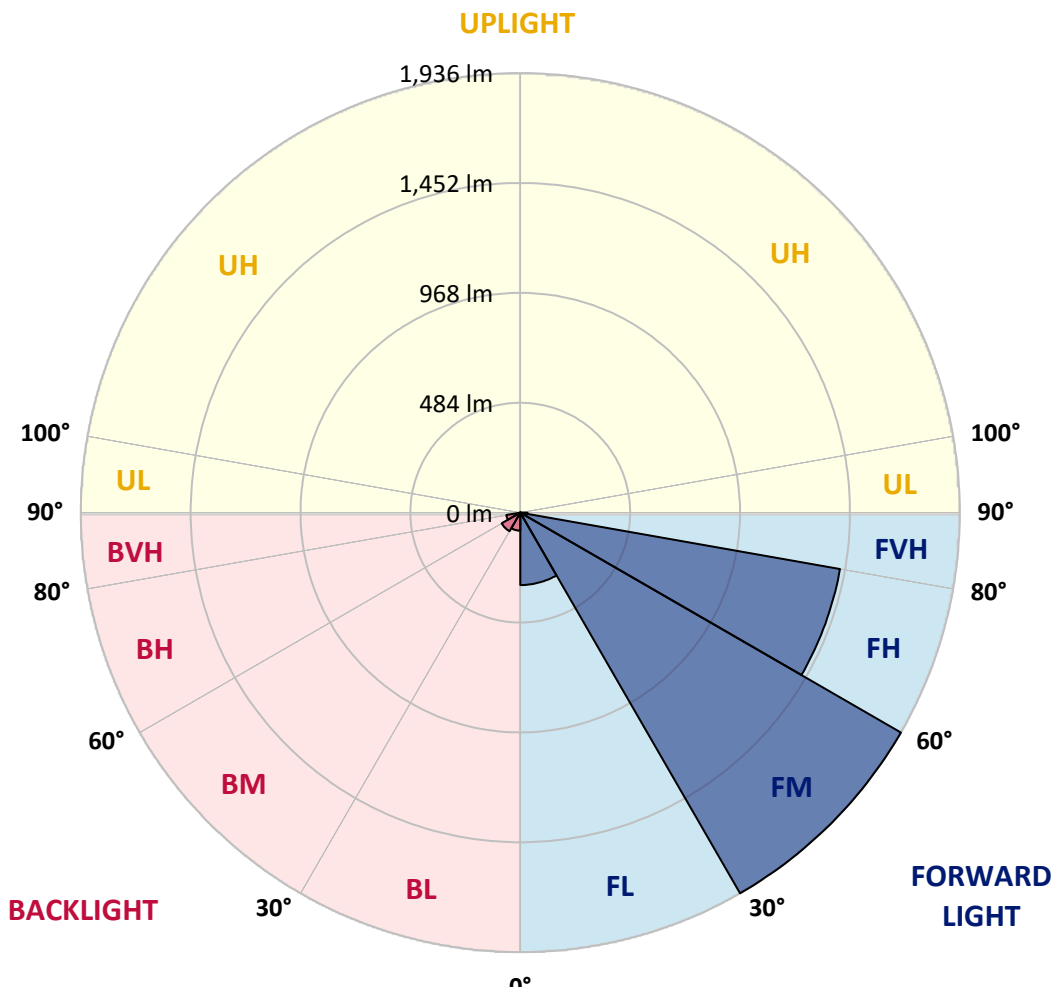
CATALOG NUMBER: GWC-SA1B-730-U-T2-HSS

LUMINAIRE CLASSIFICATION SYSTEM LUMEN TABLE AND BUG RATING:

Zone	Lumens	% Fixture	Zone Rating/Lumen Limit		
			B	U	G
FL (0°-30°)	319.0	8.1			
FM (30°-60°)	1935.6	49.0			
FH (60°-80°)	1429.5	36.2			G1/1800
FVH (80°-90°)	31.8	0.8			G1/100
BL (0°-30°)	79.3	2.0	B0/110		
BM (30°-60°)	94.5	2.4	B0/220		
BH (60°-80°)	62.5	1.6	B0/110		G0/110
BVH (80°-90°)	0.8	0.0			G0/10
UL (90°-100°)	0.0	0.0		U0/0	
UH (100°-180°)	0.0	0.0		U0/0	

BUG Rating: B0-U0-G1

Type II Medium





REPORT NUMBER: P385694
 CATALOG NUMBER: GWC-SA1B-730-U-T2-HSS

CANDELA DISTRIBUTION (FULL):

	0°	5°	15°	25°	35°	45°	55°	65°	66°	75°	85°
0°	449.9	449.9	449.9	449.9	449.9	449.9	449.9	449.9	449.9	449.9	449.9
2.5°	529.5	527.2	526.3	522.2	515.0	509.6	499.1	486.9	484.6	472.8	458.3
5°	598.2	596.3	595.0	589.2	581.9	568.2	549.0	526.3	522.0	499.4	470.5
7.5°	646.1	649.4	649.4	645.7	636.5	626.2	602.7	571.7	566.3	531.7	486.9
10°	674.0	678.2	681.4	684.6	683.2	679.1	657.0	622.0	615.5	569.7	505.8
12.5°	676.7	680.8	689.8	703.1	716.1	725.5	711.6	677.8	670.3	613.6	528.3
15°	662.0	666.3	680.2	706.2	737.5	764.9	769.4	739.6	731.9	666.0	556.5
17.5°	636.5	639.3	659.2	695.1	744.3	794.6	821.8	805.9	798.7	725.9	587.9
20°	617.5	619.6	637.1	675.5	740.1	813.2	871.4	876.3	868.7	790.1	621.8
22.5°	650.0	653.8	654.3	672.5	728.9	822.4	914.9	945.5	939.9	858.2	655.3
25°	738.8	743.1	728.9	717.6	738.4	826.5	952.3	1016.5	1012.0	931.6	688.9
27.5°	856.2	860.7	842.3	808.7	788.6	842.1	985.5	1088.6	1088.4	1009.4	725.1
30°	971.5	976.0	957.2	923.6	877.4	886.2	1014.3	1164.1	1165.2	1089.5	763.6
32.5°	1092.4	1098.0	1078.7	1035.5	987.2	962.4	1054.6	1239.9	1246.3	1182.5	807.0
35°	1229.8	1230.6	1203.3	1158.1	1102.5	1064.4	1119.4	1325.0	1340.2	1297.6	862.0
37.5°	1364.6	1370.1	1347.7	1276.4	1225.3	1182.1	1215.7	1431.3	1452.9	1438.2	933.9
40°	1464.5	1476.0	1472.8	1395.8	1347.3	1316.5	1335.3	1557.6	1585.0	1601.9	1024.6
42.5°	1527.2	1535.8	1550.5	1504.1	1460.2	1465.3	1476.5	1704.8	1738.6	1788.6	1128.8
45°	1599.1	1603.3	1615.5	1595.0	1565.3	1616.4	1626.3	1870.6	1906.1	1989.3	1244.4
47.5°	1687.0	1696.8	1700.1	1681.4	1667.8	1750.1	1770.7	2021.4	2071.1	2204.3	1366.9
50°	1798.9	1801.5	1807.3	1795.1	1781.6	1865.0	1900.3	2179.7	2224.9	2420.0	1487.6
52.5°	1908.4	1917.7	1938.0	1930.3	1924.9	1962.8	2015.8	2322.4	2372.9	2599.9	1608.1
55°	1939.9	1948.0	2018.0	2065.9	2110.2	2083.3	2126.2	2450.2	2504.9	2760.6	1724.2
57.5°	1813.9	1830.2	1951.5	2076.2	2260.0	2270.7	2277.9	2581.5	2630.5	2883.7	1844.9
60°	1495.5	1498.7	1697.7	1911.5	2235.2	2434.3	2499.4	2722.5	2763.6	2998.5	1989.5
62.5°	951.2	983.7	1202.0	1503.9	1973.1	2410.6	2767.3	2935.8	2950.8	3136.1	2196.7
65°	453.1	474.1	631.4	929.2	1429.2	2107.8	2952.3	3321.6	3328.4	3408.9	2473.7
67.5°	250.8	261.0	335.9	500.2	835.5	1490.6	2877.6	3778.6	3785.0	3687.5	2716.6
69°	196.2	204.8	263.8	377.0	566.5	1071.3	2604.0	3912.5	3931.4	3767.3	2725.3
70°	166.5	175.0	227.2	318.4	455.5	827.8	2317.9	3879.2	3899.3	3759.8	2660.9
72.5°	102.0	106.8	151.3	224.2	305.3	416.4	1429.4	3280.7	3314.6	3448.9	2286.9
75°	68.7	71.3	94.6	154.7	218.4	214.4	742.6	2312.4	2386.0	2682.8	1689.1
77.5°	49.2	51.6	63.5	100.1	153.0	141.6	336.3	1437.1	1452.9	1609.1	921.1
80°	28.0	30.2	44.9	59.5	103.8	94.4	133.7	686.4	694.3	690.0	307.5
82.5°	14.6	16.5	24.6	39.2	66.7	61.8	55.6	229.8	230.9	192.1	67.4
85°	2.8	3.4	12.2	26.8	34.4	26.8	22.7	53.9	55.0	48.6	16.7
87.5°	0.0	0.2	4.9	6.0	6.8	6.9	7.3	10.5	11.3	15.2	4.5
90°	0.0	0.0	0.0	0.0	0.0	0.0	0.0	0.0	0.0	0.0	0.0



REPORT NUMBER: P385694
 CATALOG NUMBER: GWC-SA1B-730-U-T2-HSS

CANDELA DISTRIBUTION (continued):

	90°	95°	105°	115°	125°	135°	145°	155°	165°	175°	180°
0°	449.9	449.9	449.9	449.9	449.9	449.9	449.9	449.9	449.9	449.9	449.9
2.5°	451.9	445.2	432.2	417.2	405.6	394.1	385.1	375.7	372.3	370.6	370.4
5°	456.4	442.2	414.8	386.6	363.5	341.7	326.1	311.3	304.4	301.2	299.8
7.5°	463.9	441.0	396.9	353.9	320.7	293.5	271.9	255.7	247.7	244.3	243.0
10°	472.8	439.5	376.1	319.4	276.9	248.8	227.4	211.4	202.6	198.8	197.0
12.5°	483.1	436.9	352.0	284.5	239.6	211.4	185.5	165.8	155.6	151.3	149.3
15°	495.9	434.3	326.9	251.6	206.7	172.4	144.0	130.7	128.6	127.9	128.0
17.5°	508.4	430.1	299.5	219.1	172.2	134.6	120.2	119.4	119.8	119.8	119.8
20°	519.7	420.8	269.6	191.3	139.3	113.6	110.6	109.3	108.3	107.6	106.6
22.5°	528.5	408.2	240.9	163.7	113.8	104.0	99.3	95.2	91.8	89.6	88.4
25°	534.5	391.5	214.6	137.2	102.3	94.6	86.2	79.2	74.0	70.8	69.5
27.5°	539.0	373.4	191.1	114.9	94.4	83.7	72.7	64.4	59.0	56.1	55.0
30°	542.2	353.0	170.5	101.0	85.6	72.3	60.5	52.4	48.4	46.9	46.2
32.5°	545.2	330.3	151.0	94.4	77.4	61.8	50.7	44.5	42.1	40.2	39.6
35°	552.8	309.2	132.4	87.5	68.9	52.8	43.6	39.1	36.6	35.5	35.1
37.5°	570.6	293.7	114.5	80.4	60.5	45.6	38.1	34.9	32.7	31.5	31.2
40°	599.3	285.8	99.5	72.7	52.2	40.2	34.5	31.5	29.1	27.4	27.0
42.5°	641.6	286.9	89.0	65.0	45.6	35.9	31.2	27.6	25.0	23.5	23.1
45°	692.8	295.2	81.7	57.5	40.2	32.5	27.4	23.7	21.2	19.9	19.5
47.5°	748.4	308.5	75.7	50.7	35.9	29.3	23.7	19.7	17.6	16.5	16.3
50°	807.0	321.4	69.5	44.1	32.1	26.1	19.9	16.3	14.6	13.7	13.3
52.5°	866.3	336.5	63.8	38.1	28.9	22.3	16.5	13.3	12.0	11.3	10.9
55°	930.1	347.7	58.4	33.4	25.7	19.0	13.7	11.1	10.0	9.0	8.8
57.5°	1005.2	365.2	52.8	28.9	22.0	15.8	11.3	8.8	7.9	6.9	6.8
60°	1106.6	385.7	46.8	25.5	18.0	13.0	9.2	7.1	6.0	5.3	5.1
62.5°	1240.3	408.4	39.2	22.3	14.6	10.5	7.3	5.6	4.3	3.4	3.4
65°	1409.9	445.4	32.1	18.8	12.0	8.6	5.6	4.1	2.4	1.5	1.5
67.5°	1508.8	451.7	25.9	15.4	9.8	7.3	4.7	2.8	0.8	0.2	0.0
69°	1477.1	414.8	22.0	13.1	8.4	6.9	4.3	2.1	0.4	0.0	0.0
70°	1417.4	379.3	19.3	11.6	7.7	6.6	4.1	1.5	0.4	0.0	0.0
72.5°	1171.2	270.0	14.6	8.6	5.6	5.8	3.8	0.9	0.4	0.0	0.0
75°	853.2	164.1	10.5	6.0	3.6	4.3	2.6	0.4	0.2	0.0	0.0
77.5°	474.6	77.4	6.6	3.4	2.3	2.6	1.3	0.0	0.0	0.0	0.0
80°	154.1	21.0	3.0	1.9	1.3	1.5	0.6	0.0	0.0	0.0	0.0
82.5°	28.5	6.0	1.7	0.9	0.4	0.4	0.0	0.0	0.0	0.0	0.0
85°	6.2	2.4	0.9	0.4	0.0	0.0	0.0	0.0	0.0	0.0	0.0
87.5°	2.1	0.8	0.2	0.0	0.0	0.0	0.0	0.0	0.0	0.0	0.0
90°	0.0	0.0	0.0	0.0	0.0	0.0	0.0	0.0	0.0	0.0	0.0

Signify Classified - Internal
Cooper Lighting Solutions Photometric Lab
1121 Highway 74 South
Peachtree City, GA 30269

Scaled Data Report



Report Generated By 670245982

Signify Classified - Internal
Cooper Lighting Solutions Photometric Lab
1121 Highway 74 South
Peachtree City, GA 30269

Scaled Data Report



Signify Classified - Internal
Cooper Lighting Solutions Photometric Lab
1121 Highway 74 South
Peachtree City, GA 30269

Scaled Data Report



Signify Classified - Internal
Cooper Lighting Solutions Photometric Lab
1121 Highway 74 South
Peachtree City, GA 30269

Scaled Data Report



Signify Classified - Internal
Cooper Lighting Solutions Photometric Lab
1121 Highway 74 South
Peachtree City, GA 30269

Scaled Data Report



--- HS — SS

Signify Classified - Internal
Cooper Lighting Solutions Photometric Lab
1121 Highway 74 South
Peachtree City, GA 30269

Scaled Data Report



u

Signify Classified - Internal
Cooper Lighting Solutions Photometric Lab
1121 Highway 74 South
Peachtree City, GA 30269

Scaled Data Report



Signify Classified - Internal
Cooper Lighting Solutions Photometric Lab
1121 Highway 74 South
Peachtree City, GA 30269

Scaled Data Report



(END OF REPORT)